

OJT Syllabus For Shola pith flower & handicrafts designer, V2

Course Name	Shola pith flower & handicrafts designer,V2
Sector	HANDICRAFTS AND CARPETS
Course Code	HAC/2024/SFHD/405
Level	2.5
Occupation	Shola pith flower & handicrafts designer
Job Description	Shola pith flower & handicrafts designer will possess a deep understanding of Shola pith materials and techniques, coupled with a keen eye for design and detail. Responsibilities include conceptualizing and designing exquisite floral arrangements and handicrafts using Shola pith, create innovative designs, collaborating with artisans to bring designs to life and ensuring the quality and craftsmanship of the final products.
Course Duration	Total Duration 300 Hrs (OJT 270, ES-30)
Trainees' Entry Qualification	<ul style="list-style-type: none"> • 8th Grade pass and pursuing continuous schooling OR • Grade 5 with 4 years relevant experience OR • Ability to read and write with 4 years relevant experience OR • Previous relevant Qualification of NSQF Level 2 with 6 months relevant experience OR • Previous relevant Qualification of NSQF Level 1 with 1.5 years relevant experience
Trainers Qualification	Class 10 th passed with 8 years experience in the relevant field

Structure of Course: (In OJT Module)

Module No.	Module name	Outcome	Compulsory/ Elective	Total (Hrs) OJT
1	Introduction to Sholapith	Identify natural <i>shola</i> , ones with good quality ones, and can choose best pieces with more pith space (central hollow region of stem should be large).	Compulsory	30
2	Debarking Sholapith and peeling sheets or veneers called 'Paati' or 'Pati'	Prepare thin sheets or veneers of <i>shola</i> called " <i>paati</i> " with properly holding knife	Compulsory	30
3	Making Sholapith Flowers and Sophisticated flowers and patterns from 'Sholapith'	Make shola flower from entire sheet by cutting and pasting sheet parts by using own ideas	Compulsory	30

Module No.	Module name	Outcome	Compulsory/ Elective	Total (Hrs) OJT
4	Religious and Ritualistic items from Sholapith	Make religious and ritualistic items from Sholapith	Compulsory	30
5	Ornamental handicrafts from Sholapith	Prepare ornamental handicrafts from sholapith	Compulsory	30
6	Multiple utilitarian handicrafts from Sholapith and packaging	Make multiple utilitarian handicrafts from sholapith and make packing sholapith items safely	Compulsory	60
7	E-Commerce MEP/2501/OC6	Perform online business with digital marketing, logistics, and legal considerations	Compulsory	60
8	Employability Skill	As per guided curriculum	Compulsory	30
TOTAL				300

SYLLABUS:**HANDICRAFTS WITH 'SHOLAPITH' – GREEN IVORY****Background:**

'Shola' or 'Sholapith' (*Aeschynomene aspera*) is a water-based plant with a fluffy stem accruing in the Bengal, Assam, Orissa, Deccan region of India is native to the tropical south and southeast Asia – India, Bangladesh, Nepal, Bhutan, Cambodia, Vietnam, Srilanka. However, art and craft out of this 'Shola' or 'Sholapith' plant is indigenous to India and dates back to 11th Century with documented usage in Jagannath Temple, Orissa. Mythologically it was brought into life by Lord

Shiva and was wore by him as a head gear – "Topor" during his marriage a custom still prevalent for Bengali Grooms during marriage ceremonies.

Apart from the customary usage of 'sholapith', the plant stem has been used as a item to create wide variety of artistic art, craft, idols. Mythologically these artists and Artisan societies were called "Malakars" the 'garland makers' from sholapith for Gods-idols and worshipped gods, ceremonies, customs.

With waring marshlands, wetlands, shift from family run practices towards most desk jobs, the shola plants also called 'green ivory' resembling ivory without animal harm are becoming rarer and rarer. The practice of Shola craft too is receding as its needs lotof patience, craftsmanship, skills, and artistic senses to cultivate the time demanding practice with the natural shole – easily replaced by

non-environment friendly polystyrene (thermocool), even though shola is far superior in terms of malleability, texture, lusture, sponginess & sustainability.

To further the skills of 'Shola Pith' and conserve and enterprise this indigenous nature- based skill of Bengal, which has a long heritage and also supports the causes of sustainability, indigenous species conservation, wetland conservation, and has high demand in international market, skilling the upcoming youth of Bengal with shola craft is utmost necessary and an important step.

Through this course the trainees will learn the basic skills of shola art craft beginning with identifying real good quality shola to designing using them.

Basics of SholaPith Course Details:

Name	Details
Module 1: Introduction to <i>Sholapith</i> 30 hours	Theory: i. History and significance of Sholapith ii. Sholapith Craft iii. Sholapith craft as a profession. Practical: i. Identification of Shola. ii. Identification of real, natural shola and differences from Thermocol /Styrofoam. iii. Introduction to Tools and techniques
Module 2: Debarking <i>Sholapith</i> and peeling sheets or veneers called ' <i>Paati</i> ' or ' <i>Pati</i> ' 30 hours	Practical: i. Debarking <i>sholapith</i> ii. Making <i>Paati</i> or <i>Pati</i>
Module 3: Making <i>Sholapith</i> Flowers Sophisticated flowers and patterns from ' <i>Sholapith</i> ' 30 hours	Practical: i. Making Flower from entire <i>paati</i> ii. Making flowers from cut <i>paati</i> Practical: i. Making sophisticated designs

Detailed Curriculum:**Module 1: Introduction to *Sholapith*****Theory:**

- i. History and Mythology of *Shola*, Usage of *Shola* in customs, *Shola* for clean green environment, *Shola* for Wetlands, *Shola* growing seasons (Autumn - Bhadra, Aswin, Kartick – September to November).
- ii. *Sholapith* Craft
- iii. *Sholapith* craft as a profession.


Practical:

- i. Identification of *Shola* – stem of a marsh grown plant.
- ii. Identification of real, natural shola - Milky colour to sharp white colour of stem – latter being sign of high quality, and its differences from Thermocol /Styrofoam.
- iii. Introduction to Tools and techniques

Tools used:

1. Type of knives – ('Kat' - special name in Bengali)
 - i. Big flat knife ("Kat")
 - ii. Medium flat knife
 - iii. Small knife

[All knives ("Kat") are prepared using old blades of wood mill]
2. Scissors
3. Threads
4. Sticks – (coconut broom sticks) (narkel kathi)
5. Craft glue, possible natural glue as well.
6. Sand-paper and white sand.
7. 2 inch wide, 1.5 feet long piece of Sal (*Shorea robusta*) wood log for rubbing.
8. Knife sharpening stone.

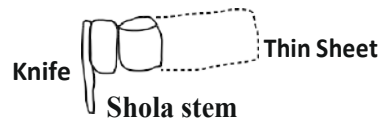


Module 2:

Debarking *Sholapith* and peeling sheets or veneers called '*Paati*' or '*Pati*'

Practical:

1. The principal skill for any shola art form is to cut out sheet - very thin sheet from the entire stem by holding the Knife firmly and sliding the stem in a circular motion along the longitudinal axis.
2. To prepare sheets first the shola stems are debarked using the same method. The Shola barks are Brown in colour.
3. After debarking the thin sheets are made by hand, these are called '*pati*' or '*paati*' **and this skill of hand is most crucial for Art.**
4. The entire shola is turned into a thin sheet. The motion is same as preparing veneers of plays from wood logs.



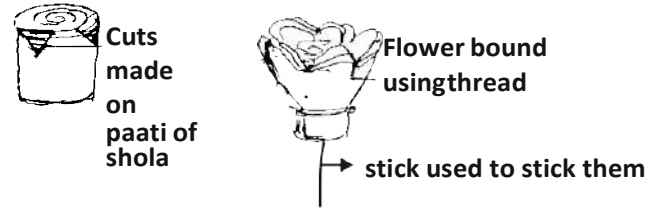
Module 3: Making *Sholapith* Flowers Practical:

The *paati* are used to make shola flowers in two ways:

- i) The thin sheet or veneer after sheet formation is kept folded as a cylinder and various cuts are made using knife carvings to give



shape of flower sheet is then folded in flower pattern and bound on a stick or by itself using threads.



- ii) The 'Paati' or thin sheet is cut in various shapes, bound and pasted on a stick to give flower shapes.



Sophisticated flowers and patterns from 'Sholapith'

Practical:

- i) Learn various cuts, carves to give shapes other than flowers, more sophisticated pattern of flowers.
- ii) Create entire flower from scratch within small time.

Module 4: Religious and Ritualistic items from Sholapith

Name	Details
1: Development of various designs in paper for production of sola based products	Practical: i. Development of various designs in paper for production of sola based products
2: Religious decorations	Practical: i. Designing Sola Pith products related to religious activities like <i>sholar mala</i> (Shola Pith garlands), <i>chandmalas</i> , (embroidered <i>Shola</i> discs linked into elaborate chains), Sholapith ornaments of deities, <i>Sola Kadam</i> flower, <i>Laxmijhara</i> .
3: Ritualistic decorations	Practical: i. Designing Shola Pith products / items related to marriage ritual – conical <i>Topors</i> (head gear for groom), <i>Mukut</i> (Crown for Bride), <i>Sholar mala</i> (Sholapith garlands) ii. Designing Sholapith products related to death rituals <i>phulughorraguhor</i>

Module 5: Ornamental handicrafts from sholapith**Course Details:**

Name	Details
1: Development of various Models using Sholapith	<p>Theory:</p> <ul style="list-style-type: none"> i. The various models that can be made and their significance, the patterns used, and their seasonal importance. <p>Practical:</p> <ul style="list-style-type: none"> i. Models of <i>Mayurpankhi Nouka</i> (kind of large ethnic ship), <i>Haati</i> (elephant chariot), <i>Ganesh</i> (Idol of Lord Ganesh), <i>Durga</i> (Face and full body Idol of Goddess Durga/ other gods and goddesses), <i>Palki</i> (Traditional hand carried chariot),

Module 6:**Multiple utilitarian handicrafts from Sholapith and packaging****Course**

Name	Details
1: Multiple items from Sholapith	<p>Practical:</p> <ul style="list-style-type: none"> i. Masks made of <i>Shola Pith</i> for <i>Gamira Dance and Malpaharia Dance</i> ii. <i>Sholapith toys and dolls</i> iii. Utilitarian items like <i>Shola pith Haat</i>, packaging materials, Clockrepairing works etc.),
2: Packaging Sholapith Items	<p>Theory:</p> <ul style="list-style-type: none"> i. Choice of outer design ii. Packaging finished products and goods in attractive and likable to the customers, which is also economic, yet environment friendly <p>Practical:</p> <ul style="list-style-type: none"> i. All Weather packaging ii. Protection from worm attacks iii. Shipment manhandling safe packaging

Module 7: Perform online business with digital marketing, logistics, and legal considerations

<p>E-Commerce MEP/2501/OC6</p> <p>60 hours</p>	<ol style="list-style-type: none"> 1. Introduction to E-Commerce <ol style="list-style-type: none"> a. Understanding the concept of e-commerce b. Historical background and evolution of online businesses c. Types of e-commerce models (B2B/B2C) 2. E-Commerce Infrastructure <ol style="list-style-type: none"> a. Setting up an online store b. Payment gateways and security c. E-commerce platforms and tools 3. Digital Marketing for E-Commerce <ol style="list-style-type: none"> a. Search Engine Optimization (SEO) for e-commerce b. Social media marketing and advertising c. Content marketing strategies 4. E-Commerce Strategies <ol style="list-style-type: none"> a. Customer relationship management (CRM) b. Creating compelling product listings c. Understanding consumer behaviour online 5. Logistics and Fulfilment <ol style="list-style-type: none"> a. Order processing and fulfilment b. Inventory management c. Shipping and delivery options 6. Legal and Ethical Aspects of E-Commerce <ol style="list-style-type: none"> a. E-commerce regulations and compliance b. Privacy and security considerations c. Ethical issues in e-commerce 7. Case Studies and Best Practices <ol style="list-style-type: none"> a. Analysing successful e-commerce
---	--

	<p>businesses</p> <p>b. Learning from real-world case studies</p> <p>c. Best practices for sustainable e-commerce</p>
--	---

Module 8 : Employability Skills (30 Hrs)

Key Learning Outcomes

Introduction to Employability Skills

Duration: 1 Hour

After completing this programme, participants will be able to:

1. Discuss the Employability Skills required for jobs in various industries
2. List different learning and employability related GOI and private portals and their usage

Constitutional values - Citizenship

Duration: 1 Hour

3. Explain the constitutional values, including civic rights and duties, citizenship, responsibility towards society and personal values and ethics such as honesty, integrity, caring and respecting others that are required to become a responsible citizen
4. Show how to practice different environmentally sustainable practices.

Becoming a Professional in the 21st Century

Duration: 1.5 Hours

5. Discuss importance of relevant 21st century skills.
6. Exhibit 21st century skills like Self-Awareness, Behavior Skills, time management, critical and adaptive thinking, problem-solving, creative thinking, social and cultural awareness, emotional awareness, learning to learn etc. in personal or professional life.
7. Describe the benefits of continuous learning.

Basic English Skills

Duration: 5 Hours

8. Show how to use basic English sentences for everyday conversation in different contexts, in person and over the telephone
9. Read and interpret text written in basic English
10. Write a short note/paragraph / letter/e-mail using basic English

Career Development & Goal Setting

Duration: 1.5 Hours

11. Create a career development plan with well-defined short- and long-term goals

Communication Skills

Duration: 2 Hours

12. Demonstrate how to communicate effectively using verbal and nonverbal communication etiquette.
13. Explain the importance of active listening for effective communication
14. Discuss the significance of working collaboratively with others in a team

Diversity & Inclusion

Duration: 1 Hour

15. Demonstrate how to behave, communicate, and conduct oneself appropriately with all genders and PwD
16. Discuss the significance of escalating sexual harassment issues as per POSH act.

Financial and Legal Literacy

Duration: 2.5 Hours

17. Outline the importance of selecting the right financial institution, product, and service
18. Demonstrate how to carry out offline and online financial transactions, safely and securely
19. List the common components of salary and compute income, expenditure, taxes, investments etc.
20. Discuss the legal rights, laws, and aids

Essential Digital Skills

Duration: 5 Hours

21. Describe the role of digital technology in today's life
22. Demonstrate how to operate digital devices and use the associated applications and features, safely and securely
23. Discuss the significance of displaying responsible online behavior while browsing, using various social media platforms, e-mails, etc., safely and securely
24. Create sample word documents, excel sheets and presentations using basic features
25. utilize virtual collaboration tools to work effectively

Entrepreneurship

Duration: 3 Hours

26. Explain the types of entrepreneurship and enterprises
27. Discuss how to identify opportunities for potential business, sources of funding and associated financial and legal risks with its mitigation plan
28. Describe the 4Ps of Marketing-Product, Price, Place and Promotion and apply them as per requirement
29. Create a sample business plan, for the selected business opportunity

Customer Service

Duration: 2 Hours

30. Describe the significance of analyzing different types and needs of customers
31. Explain the significance of identifying customer needs and responding to them in a professional manner.
32. Discuss the significance of maintaining hygiene and dressing appropriately

Getting Ready for apprenticeship & Jobs

Duration: 4.5 Hours

33. Create a professional Curriculum Vitae (CV)
34. Use various offline and online job search sources such as employment exchanges, recruitment agencies, and job portals respectively
35. Discuss the significance of maintaining hygiene and confidence during an interview
36. Perform a mock interview
37. List the steps for searching and registering for apprenticeship opportunities

Marks Distribution

Outcome	Outcome Code	Total Th narks	Total Pr narks
Identify natural shola, ones with good quality ones, and can choose best pieces with more pith space (central hollow region of stem should be large).	HAC/1512/OC1	30	100
Prepare thin sheets or veneers of shola called "paati" with properly holding knife	HAC/1512/OC2	20	100
Make shola flower from entire sheet by cutting and pasting sheet parts by using own ideas	HAC/1512/OC3	20	100
Make religious and ritualistic items from Sholapith	HAC/1512/OC4	20	100
Prepare ornamental handicrafts from sholapith	HAC/1512/OC5	20	100
Make multiple utilitarian handicrafts from sholapith and make packing sholapith items safely	HAC/1512/OC6	30	140
Perform online business with digital marketing, logistics, and legal considerations	HAC/1512/OC7	30	140
Employability Skills – 30 Hrs	DGT/VSQ/N0101	50	0